

History GCSE

Revision Timetable 2024-25

In here you will find a step-by-step guide to planning your revision for both History and other subjects. At the time of receiving this there is approximately 24 weeks left until your History exams begin. I have left off 1 week over Christmas and identified your holidays by highlighting the background in grey. The two examinations you will be sitting are as follows;

Paper 1 – USA/WW1 – Thursday 16th May 2025 (AM)

Paper 2 – H&P/Elizabeth – Thursday 5th June 2025 (AM)

- This document is available on www.historyis.net
- There is also a blank version on there for those people who may prefer to rearrange the content or reprint if needed

Please make use of this booklet to keep a track of your work, some of which you may have completed already. As you read how to use this timetable, please pay attention to how it is supposed to work and some possible revision strategies

It is the best we can do to provide you with a structure and materials available to help you organise.

Possible revision resources:

1. Your exercise books (assuming they are organised)
2. Teams (your lessons will be in your class Team)
3. www.historyis.net (revision booklets / videos)
4. Quizlet (see barcodes beneath)
5. Other AQA focused History revision websites you find



QR code for Quizlet revision cards
(understanding and knowledge)



QR code for Quizlet key terms
cards

7 revision items
on average
per week, if you
are starting now.
Any order is fine
providing you
keep a check list.

Many will have
already be able
to mark off and
revisit resources
they have
prepared
previously.

Before we begin, here are a few things you need to consider before you start using it. This revision schedule is designed to be almost complete by the time revision amplifies in other subjects. The guidance below will help you modify this revision timetable to your needs. If you find that the modifying leaves you with a completely different version, then there is a blank template on www.historyis.net (along with another of the filled one as a reminder)

STEP 1: IDENTIFYING:

How many subjects will you be sitting exams in? _____ (list them below, including how many exams)

- _____ How many exams in this subject? _____
- _____ How many exams in this subject? _____
- _____ How many exams in this subject? _____
- _____ How many exams in this subject? _____
- _____ How many exams in this subject? _____
- _____ How many exams in this subject? _____
- _____ How many exams in this subject? _____
- _____ How many exams in this subject? _____
- _____ How many exams in this subject? _____
- _____ How many exams in this subject? _____

STEP 2: PRIORITISING:

Are there any subjects you feel you might need to spend a bit more time on during revision? For example, are there any that you didn't do quite so well on in your mocks, or subjects that you are intending to study at A-level?

STEP 3: TIME MANAGEMENT:

Do you have any commitments during the week that are going to make revision difficult on some days? For example, if you play football, what time do you play and for how long?

- Sunday: _____
- Monday: _____
- Tuesday: _____
- Wednesday: _____
- Thursday: _____
- Friday: _____
- Saturday: _____

As you guys already know, there are three units that you will be examined on in your History GCSE this year. These are;

- P1: Section A: America 1920-1973: Opportunity and Equality**
- P1: Section B: Conflict and tension: The First World War 1894-1918**
- P2: Section A: Health and the people;c1000 to the present day**
- P2: Section B: Elizabethan England, c.1568-1603**

How to use the table

The 4 units outlined above are spread over 18 weeks of revision with 6-7 items per week (some bigger, some smaller). There is a 6-week blank page in the final few weeks before exam season to revise the final unit– but keep in mind that ALL subjects will be pressuring you by this point. You may want to start revising Elizabeth earlier

1. Use the left column to RAG each item based on the scale below and then, once revised, RAG it to the right.

Red	Amber	Green
<p>THOUGHTS: "What? Who? Did we even study this?"</p> <p>KNOWLEDGE AND UNDERSTANDING: I could maybe tell you what this is, kind of.</p> <p>ACTIONS: Must revise. Can't answer key questions and could easily be caught out on the exams.</p>	<p>THOUGHTS: "Yeah, I kind of remember this and could maybe blag my way up to half marks on a question"</p> <p>KNOWLEDGE AND UNDERSTANDING: I know vaguely what happened, but am not confident with dates, key words and details.</p> <p>ACTIONS: Need to revise core knowledge and understanding of this issue</p>	<p>THOUGHTS: "I'm Gucci"</p> <p>KNOWLEDGE AND UNDERSTANDING: I firmly understand the topic and could use some SPED when writing up an answer to an exam question.</p> <p>ACTIONS: If you can fit this in, improve your CK and SPED (factual knowledge)</p>

2. The top rows tell you the start date of that week (like in your planner) and how many weeks are left until your exams begin. If you get in from school at 3:30pm, give yourself time to chill out and relax before starting work. Rest your brain and start your revision at 4pm. So, your first revision slot might be from;

4.00pm - 4.50pm. Take a ten-minute break after this and start your next revision slot at 5.00pm and study until 5.40pm – if you fancy a second shorter session.

3. It is up to you to decide when and what you will study. The times on the revision timetable are just as an example. If you have football on a Thursday evening at 4.00pm, for example, you can just shade/cross out revision slots then and reschedule them for another day.

4. Study times at the weekends may be different. You might want to do some work in the mornings instead (your brain is very capable in the mornings), so there are separate time slots for you to fill in here. You can also use the weekends/half terms to catch up from weeks where you were unable to complete the required tasks!

Revision...REMEMBER

- No more than 50 minutes non-stop revision at a time!
- Don't overdo it! Revising solidly from 4pm until midnight will exhaust you and your brain! A tired brain can't learn! Make sure you get plenty of sleep and have a proper break for meals.
- Take a ten-minute break in between sessions; get a drink, stretch your legs and give your brain a break!
- Be proactive! Simply reading notes is no help to you – makes notes, mind map and use colours! Keep your brain busy! Don't let it switch off!
- Every person is different, so every revision timetable is different – you need to work out what is best for YOU!
- Do NOT let yourself be distracted by unimportant things whilst revising or it doesn't count. Don't fool yourself, otherwise you become the fool.

How do I revise History?

Don't revise all your topics in one go – cramming.
You should revise 'chunks' of a topic for small amounts of time (15 minutes) and then move on to another 'chunk' from a different topic.
This will improve your memory!



e.g. 15 minutes on Medicine, then WW1, then USA.



WARNING! The following techniques are **LEAST** effective for helping you revise:

- Highlighting text
- Re-reading
- Summarising text

Although these methods may feel like you're revising, there are more effective methods to help you revise.

FLASHCARDS

Simply create with questions one side and answers on the other side. You can colour code for specific topics, quiz yourself or others.

Post-its can also be useful for key words and timelines.

Terms and Definitions

Question and Answer



Quizlet

How to use in History

Key Terms
Create for key words and terms.



Causation/Consequence
Create for causes or consequences of events or progress.



Judgements
Create an agree or disagree argument against a statement.



Narrative
Create or show a narrative of events in order



RETRIEVAL PRACTICE

Testing what you know is a powerful tool in revision, the effort to remember something really strengthens your memory.

Apps such as **Memrise** and **Quizlet** allow you to use or create your own quizzes based on topics.

Create them, test yourself or get someone to test you, it works!

How to use in History

Spaced
Test on old and new topics mixed up.

Knowledge Organisers
Use to create 'must know' quizzes for a topic.

Factors/Causes/Consequences
To identify 2-3 factors, causes of an event e.g. Spring Offensive

Examples
'Give two examples of...'



Types

- There are a number of types you can create:
- Multiple choice questions
 - True or False
 - Short Explanation Questions
 - Odd one Out
 - If this is the answer, then what is the question.

TRANSFORM IT

Graphic organisers are a great way of 'transforming' your notes/information into visual revision topics.

They can be used to create links, show a narrative, identify the causes/consequences and importance of something.

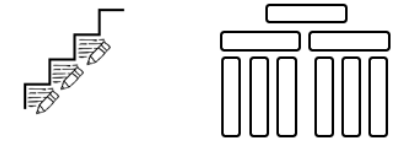
How to use in History

1. **Causation** – Create a visual flow diagram of the chronological events in a time period e.g. Militarism.
2. **Change and Continuity** – Create a Venn diagram to show what changed and what did not in a time period e.g. women USA 1920-1973.
3. **Concept Mapping** – At the end of a week, mind map all you can remember about a topic and link areas together. Then add to your mind map using a different colour using notes.

Venn Diagram



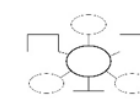
Sequential Thinking Models



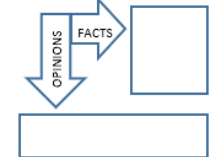
Chain



Spider Diagram



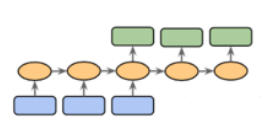
Thinking at Right Angles



Mind Map




Sequential Thinking Model



DUAL CODING

Dual coding is the method of putting your knowledge into visual form alongside words. It increases the chances of you remembering it.



How to use in History

1. Use simple drawings with matching simple descriptions.
2. The drawing should represent your understanding of the topic.
3. Try to draw links between images.

An example activity could be to draw a storyboard of the events surrounding the Outbreak of WW1.



DELIBERATE PRACTICE

Set aside time to practice improving your knowledge or historical skills. Choose what you need to do, it must be tough enough to challenge you, and practice, practice, practice! You should focus on something that you are *almost* able to do but *not just yet!*

How to use in history

1. Use a model answer from the teacher, pull it apart and identify the key parts. Then answer a similar question and try to replicate
2. Study material, complete practice questions in timed conditions. Then use your notes to correct / improve your answer. A week later, redo a similar question. Repeat as necessary.

THE MEMORY CLOCK



The Basics



Simply, make sure you eat well, sleep and take time out!

Limit distractions.

Find a nice space to revise in.



ONLY 16 weeks to go! **Revision Timetable - PAGE 2** **Exam Dates - P1 USA/WW1 - Friday 16th May 2025 (AM) // P2 - H&P/Elizabeth - Thursday 5th June (AM)**

ONLY 16 weeks to go!		Mon 27th Jan 2025		Mon 3rd Feb 2025		Mon 10th Feb 2025		Mon 17th Feb 2025		Mon 24th Feb 2025		Mon 3rd March 2025						
		Week 16		Week 15		Week 14		Week 13		Week 12		Week 11						
		Sunday		The 'Boom': benefits, advertising and the consumer society; hire purchase; mass production, including Ford and the motor industry;			Divided society: The Red Scare and the significance of the Sacco and Vanzetti case.			Opposition towards the New Deal from Supreme Court, Republicans and Radical politicians (Father Coughlin etc)			Post-war American society and economy: the American Dream; McCarthyism;			America and the 'Great Society': the social policies of Presidents Kennedy and Johnson relating to poverty, education and health;		
Monday		The 'Boom': inequalities of wealth; Republican government policies; stock market boom.			American society during the Depression: unemployment; farmers; businessmen.			Roosevelt's contribution as president; popular culture			Popular culture in the 1950s and 1960s, including Rock and Roll and television.			Above - continued			Activities and practice exam Q's from revision booklet	
Tuesday		Social and cultural developments: entertainment, including cinema and jazz;			American society during the Depression: Hoover's responses and unpopularity;			The impact of the Second World War: America's economic recovery; Lend Lease; exports.			Racial tension and developments in the Civil Rights campaigns in the 1950s and 1960s: Segregation laws;			The development and impact of feminist movements in the 1960s and early 1970s: Key individuals, groups and aims.			Activities and practice exam Q's from revision booklet	
Wednesday		Social and cultural developments: the position of women in society, including flappers.			American society during the Depression: Roosevelt's election as president.			The impact of the Second World War: social developments, including African Americans (save women for next slot)			Racial tension and developments in the Civil Rights campaigns in the 1950s and 1960s: Martin Luther King and peaceful protests;			The development and impact of feminist movements in the 1960s and early 1970s: the fight for equal pay; the National Organisation for Women, Roe v Wade (1973).			Activities and practice exam Q's from revision booklet	
Thursday		Divided society: organised crime, prohibition and their impact on society			The effectiveness of the New Deal: What was introduced and how did it impact different groups?			The impact of the Second World War: The experiences of women.			Racial tension and developments in the Civil Rights campaigns in the 1950s and 1960s: Malcolm X and the Black Power Movement;			The development and impact of feminist movements in the 1960s and early 1970s: The Supreme Court ruling on equal rights (1972) and opposition to Equal Rights Amendment			Activities and practice exam Q's from revision booklet	
Friday																		
Saturday		Divided society: The causes of racial tension, the experiences of immigrants and the impact of immigration; the Ku Klux Klan;			The effectiveness of the New Deal: successes and limitations of first and second New Deals			Post-war American society and economy: consumerism and the causes of prosperity			Racial tension and developments in the Civil Rights campaigns in the 1950s and 1960s: Civil Rights Acts of 1964 and 1968.			Activities and practice exam Q's from revision booklet			Activities and practice exam Q's from revision booklet	

ONLY 10 weeks to go!	Revision Timetable - PAGE 1																Exam Dates - P1 USA/WW1 - Friday 16 th May 2025 (AM) // P2 - H&P/Elizabeth - Thursday 5 th June (AM)															
	Mon 10 th March 2025				Mon 17 th March 2025				Mon 24 th March 2025				Mon 31 st March 2025				Mon 7 th April 2025				Mon 14 th April 2025											
	Week 10				Week 9				Week 8				Week 7				Week 6				Week 5											
Sunday		Natural and supernatural causes of disease			Medieval surgery ideas and techniques			Impact of the Renaissance on medicine			Inoculation			Anaesthetics inc. Simpson and chloroform			Alternative treatments															
		Hippocrates ideas, methods and treatments			Public health in towns			Opposition to change			Edward Jenner: vaccination and opposition to change			Antiseptics inc. Lister and carbolic acid			Impact of war and technology on surgery inc. plastic surgery, blood															
Monday																																
Tuesday		Galen's ideas, methods and treatments			Public health in monasteries			Traditional and new methods of treatment inc. quackery			Pasteur and germ theory			Surgical procedures			Transfusions, X-rays, transplant surgery															
													Aseptic surgery			Modern surgical methods inc. lasers, radiation therapy and keyhole surgery																
Wednesday		Medieval doctor training inc. causes of disease and treatments			Black Death inc. beliefs about causes, treatment and prevention			Plague and public health			Koch and microbe hunting			Public health problems in industrial Britain																		
													Cholera epidemics			Importance of Booth, Rowntree and the Boer War																
Thursday		Contribution of Christianity to medical understanding and treatment			Vesalius			Growth of hospitals in the 18 th century (before 1800 – E.M era)			Pasteur and vaccination			Role of public health reformers			Impact of the liberal reforms															
													Local and national government involvement inc. the 1848 and 1875 public health acts			Impact of WW1 and 2 on public health and housing																
Friday																																
Saturday		Medieval Hospitals			Harvey			Changes to the status and training of doctors and surgeons in the late 1800s			Ehrlich and magic bullets			Penicillin and development of the pharmaceutical industry			Beveridge report and welfare state + creation and development of NHS															
		Contribution of Islam to medical understanding and treatment inc. surgery			Pare			John Hunter			Everyday treatments and remedies			New diseases and treatments and Antibiotic resistance			Modern health care issues inc. cost and choices															

ONLY 4 weeks to go!

PAGE 4 (Lizzy focused) Exam Dates - P1 USA/WW1 - Friday 16th May 2025 (AM) // P2 - H&P/Elizabeth - Thursday 5th June (AM)

Mon 21st April 2025

Mon 28th April 2025

Mon 5th May 2025

Mon 12th May 2025

Week 4

Week 3

Week 2

SO IT BEGINS

Sunday

Monday

Tuesday

Wednesday

Thursday

Friday

Saturday

Map out your timetable for Elizabethan England revision in this last 4 weeks.

You can use either the PLC in your exercise book or the Elizabethan England page on www.historyis.net to help you by using the list on the Elizabethan England home page



There is also time between exam 1 and exam 2 including a half term, should you have a few remaining items to revise for Paper 2